






BOLOGNA CITTÀ 30

-  Città 30
-  Limiti invariati
-  Strade 30 o inferiore
-  Strade 50
-  Strade 30 dopo interventi (tram, ciclabili, ecc.)